






FLANSE PLATE PENTRU SUDURA PN10, PN16, PN25			
			
DN (mm)			
15	100	500	
20	125	600	
25	150	700	
32	200	800	
40	250	900	
50	300	1000	
65	350		
80	400		

FLANSE CU GAT PN10, PN16, PN25, PN40			
			
DN (mm)			
15	100	500	
20	125	600	
25	150	700	
32	200	800	
40	250	900	
50	300	1000	
65	350		
80	400		

FLANSE PLATE PENTRU ADAPTOR PEHD			
			
DE x DN (mm)			
25x20	125x100	315x300	
32x25	140x125	355x350	
40x32	160x150	400x400	
50x40	180x150	450x500	
63x50	200x200	500x500	
75x65	225x200	560x600	
90x80	250x250	630x600	
110x100	280x250		

FLANSE OARBE			
			
DN (mm)			
15	100	500	
20	125	600	
25	150	700	
32	200	800	
40	250	900	
50	300	1000	
65	350		
80	400		

GARNITURI CLINGHERIT			
			
DN (mm)			
15	100	500	
20	125	600	
25	150	700	
32	200	800	
40	250	900	
50	300	1000	
65	350		
80	400		